

560W MBB **MR** Series



Higher output power



Lower LCOE



Less shading and lower resistive loss



Better mechanical loading tolerance



12-year product warranty



25-year linear power output warranty

Half-cell Module JAM72S30 MR **535-560**

Comprehensive Certificates

- IEC 61215, IEC 61730, UL 61215, UL 61730
- ISO 9001: 2015 Quality management systems
- ISO 14001: 2015 Environmental management systems
- ISO 45001: 2018 Occupational health and safety management systems
- IEC 62941: 2019 Terrestrial photovoltaic (PV) modules - Quality system for PV module manufacturing

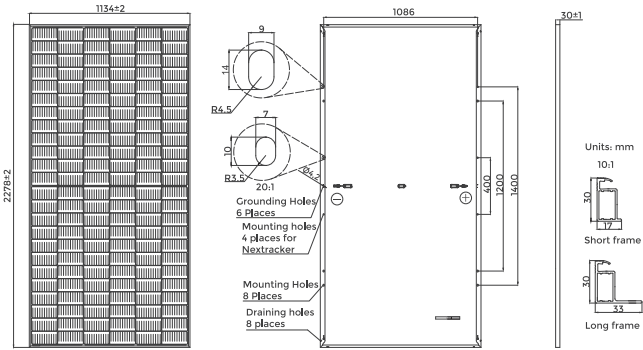




560W MBB

535-560

JAM72S30 **MR** Series



Remark: customized frame color and cable length available upon request

Cell	Mono
Weight	27.3kg
Dimensions	2278±2mm×1134±2mm×30±1mm
Cable Cross Section Size	4mm ² (IEC), 12 AWG(UL)
No. of cells	144(6x24)
Junction Box	IP68, 3 diodes
Connector	QC 4.10-351/ MC4-EVO2A
Cable Length (Including Connector)	Portrait: 300mm(+)/400mm(-); Landscape: 1300mm(+)/1300mm(-)
Packaging Configuration	36pcs/Pallet, 720pcs/40ft Container

ELECTRICAL PARAMETERS AT STC

TYPE	JAM72S30 -535/MR	JAM72S30 -540/MR	JAM72S30 -545/MR	JAM72S30 -550/MR	JAM72S30 -555/MR	JAM72S30 -560/MR
Rated Maximum Power(Pmax) [W]	535	540	545	550	555	560
Open Circuit Voltage(Voc) [V]	49.45	49.60	49.75	49.90	50.02	50.15
Maximum Power Voltage(Vmp) [V]	41.47	41.64	41.80	41.96	42.11	42.27
Short Circuit Current(Isc) [A]	13.79	13.86	13.93	14.00	14.07	14.14
Maximum Power Current(Imp) [A]	12.90	12.97	13.04	13.11	13.18	13.25
Module Efficiency [%]	20.7	20.9	21.1	21.3	21.5	21.9
Power Tolerance	0~+5W					
Temperature Coefficient of Isc(α _{Isc})	+0.045%/ °C					
Temperature Coefficient of Voc(β _{Voc})	-0.275%/ °C					
Temperature Coefficient of Pmax(γ _{Pmp})	-0.350%/ °C					
STC	Irradiance 1000W/m ² , cell temperature 25 °C, AM1.5G					

Remark: Electrical data in this catalog do not refer to a single module and they are not part of the offer. They only serve for comparison among different module types.

ELECTRICAL PARAMETERS AT NOCT

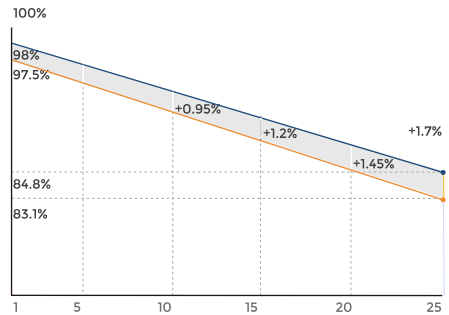
TYPE	JAM72S30 -535/MR	JAM72S30 -540/MR	JAM72S30 -545/MR	JAM72S30 -550/MR	JAM72S30 -555/MR	JAM72S30 -560/MR
Rated Max Power(Pmax) [W]	405	408	412	416	420	424
Open Circuit Voltage(Voc) [V]	46.31	46.43	46.55	46.68	46.85	46.99
Max Power Voltage(Vmp) [V]	38.78	38.99	39.20	39.43	39.66	39.85
Short Circuit Current(Isc) [A]	11.05	11.09	11.13	11.17	11.21	11.26
Max Power Current(Imp) [A]	10.43	10.47	10.51	10.55	10.59	10.64
NOCT	Irradiance 800W/m ² , ambient temperature 20 °C, wind speed 1m/s, AM1.5G					

*For NextTracker installations, maximum static load please take compatibility approve letter between JA Solar and NextTracker for reference.

CHARACTERISTICS

SUPERIOR WARRANTY

0.55% Annual Degradation Over 25 years

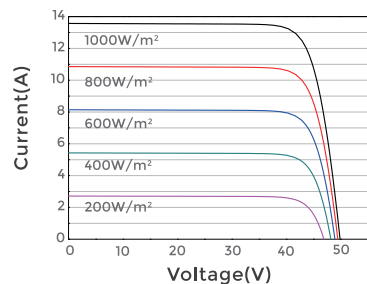


- New linear power warranty
- Standard module linear power warranty

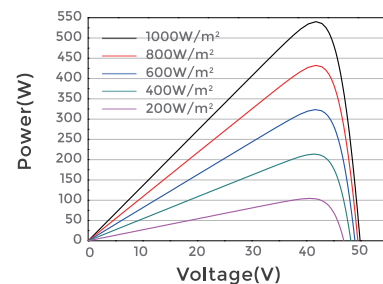
OPERATING CONDITIONS

Maximum System Voltage	1000V/1500V DC
Operating Temperature	-40°C~+85°C
Maximum Series Fuse Rating	25A
Maximum Static Load,Front*	5400Pa(112lb/ft ²)
Maximum Static Load,Back*	2400Pa(50lb/ft ²)
NOCT	45±2°C
Safety Class	Class II
Fire Performance	UL Type 1

Current-Voltage Curve **JAM72S30-540/MR**



Power-Voltage Curve **JAM72S30-540/MR**



Current-Voltage Curve **JAM72S30-540/MR**

